













1. What is your age?

		Response Percent	Response Count
Less than 25		32.1%	160
25-29		8.2%	41
30-49		29.3%	146
50 or older		30.5%	152
answered question			499
skipped question			3



2. Are you a member of the faculty, staff or student?

		Response Percent	Response Count
Faculty		12.6%	63
Staff		47.4%	237
Student		45.2%	226
answered question			500
skipped question			2






3. How long have you been a student

		Response Percent	Response Count
1st year student		25.6%	52
2nd year student		18.2%	37
3rd year student		26.1%	53
4th year student or more		24.1%	49
Grad student		5.9%	12
answered question			203
skipped question			299

4. As a student, where do you live?

		Response Percent	Response Count
on campus		24.8%	50
off campus		75.2%	152
answered question			202
skipped question			300



5. Which statement best describes your tobacco use?

		Response Percent	Response Count
I have never used tobacco		46.5%	228
I am a former tobacco user		25.3%	124
I only use smokeless tobacco		0.4%	2
I use tobacco occasionally		13.9%	68
I use tobacco daily		15.3%	75
answered question			490
skipped question			12



6. Within in the last 30 days, on how many days did you use tobacco?

	Never used	Have used, but not in the last 30 days	1-2 days	3-5 days	6-9 days	10-19 days	20-29 days	All 30 days	Rating Count
Cigarettes	55.6% (265)	18.9% (90)	2.9% (14)	2.3% (11)	1.5% (7)	2.7% (13)	3.6% (17)	12.6% (60)	477
Cigars	77.3% (338)	20.1% (88)	1.4% (6)	0.7% (3)	0.2% (1)	0.2% (1)	0.0% (0)	0.0% (0)	437
Smokeless Tobacco	89.5% (385)	9.3% (40)	0.5% (2)	0.0% (0)	0.5% (2)	0.0% (0)	0.0% (0)	0.2% (1)	430
Hookah	74.8% (321)	20.3% (87)	3.0% (13)	0.9% (4)	0.7% (3)	0.2% (1)	0.0% (0)	0.0% (0)	429
Electronic Cigarettes	83.0% (362)	10.8% (47)	0.9% (4)	1.1% (5)	0.7% (3)	0.9% (4)	0.5% (2)	2.1% (9)	436
Pipes	84.0% (362)	13.7% (59)	0.7% (3)	0.9% (4)	0.5% (2)	0.0% (0)	0.0% (0)	0.2% (1)	431
answered question									482
skipped question									20





7. Are you aware the Health Center offers students free smoking cessation assistance

		Response Percent	Response Count
YES		48.7%	239
NO		51.3%	252
answered question			491
skipped question			11





8. Are you aware that many health insurance policies offer free smoking cessation assistance

		Response Percent	Response Count
YES		67.1%	327
NO		32.9%	160
answered question			487
skipped question			15







9. What statement best describes the current smoking policy on campus?

		Response Percent	Response Count
Smoking is not allowed on campus		0.4%	2
Smoking is allowed in designated areas only		96.0%	462
Smoking is not allowed within 25 ft of buildings		2.7%	13
Smoking is allowed anywhere outside		0.8%	4
answered question			481
skipped question			21






10. What statement best describes the current smoking practice on campus?

		Response Percent	Response Count
Smoking is not allowed on campus		0.4%	2
Smoking is allowed in designated areas only		50.0%	237
Smoking is not allowed within 25 ft of buildings		13.1%	62
Smoking is allowed anywhere outside		36.5%	173
answered question			474
skipped question			28



11. How often do you encounter second hand smoke on campus?

		Response Percent	Response Count
Never		2.7%	13
Rarely		19.4%	93
Occasionally		34.2%	164
1-2 times daily		22.3%	107
3-4 times daily		11.9%	57
More than 5 times daily		9.6%	46
answered question			480
skipped question			22






12. Is exposure to second hand smoke a concern for you?

		Response Percent	Response Count
Very concerned		31.0%	149
Somewhat concerned		29.6%	142
Neutral		10.6%	51
Not very concerned		12.3%	59
Not at all concerned		16.5%	79
answered question			480
skipped question			22



13. Do you feel moving to a tobacco free campus would reduce your exposure to second hand smoke?

		Response Percent	Response Count
YES		64.7%	310
NO		35.3%	169
answered question			479
skipped question			23







14. Do you feel cigarette butt litter is a problem on campus?

		Response Percent	Response Count
Strongly agree		18.5%	89
Somewhat agree		37.6%	181
Neutral		20.6%	99
Somewhat disagree		13.1%	63
Strongly disagree		10.2%	49
answered question			481
skipped question			21

15. Do you feel moving to a tobacco free campus would reduce the amount of cigarette butt litter?

		Response Percent	Response Count
YES		67.4%	321
NO		32.6%	155
answered question			476
skipped question			26

16. Which statement do you agree with the most?

		Response Percent	Response Count
I want to keep the current designated smoking areas		43.1%	207
I prefer fewer designated smoking areas		12.5%	60
I prefer people smoke in parking lots and personal vehicles only		4.6%	22
I prefer people smoke in personal vehicles only.		2.5%	12
I prefer a smoke free campus		22.9%	110
I prefer a tobacco free campus		14.4%	69
answered question			480
skipped question			22