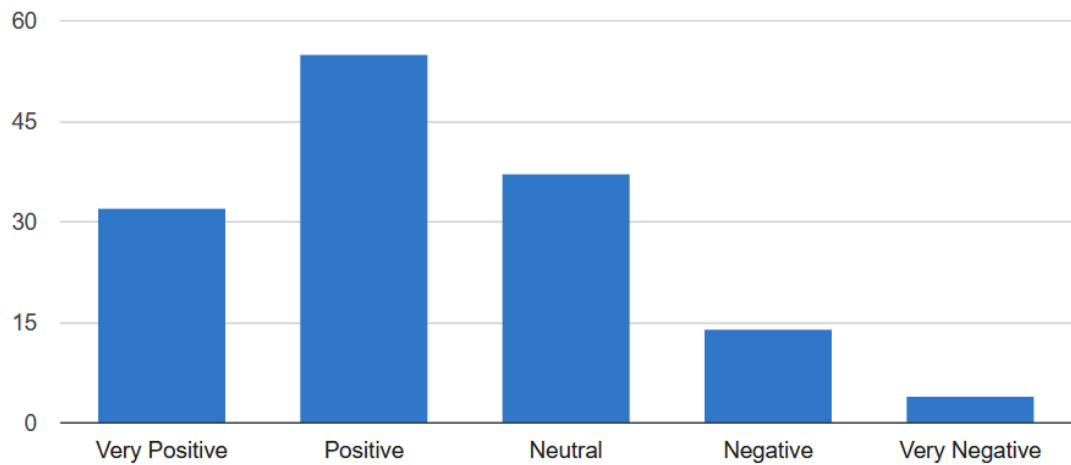


We administered a survey of Evergreen students about the New Directions model from May 18th to May 26th. 143 students responded. Respondents were directed to a separate website to review a version of the New Directions proposal, then asked a series of questions about their reactions to the draft model. (Note that this was an early iteration of the model that omitted the proposed “Schools” structure). The survey is in the appendix.

What is your first reaction to the model?	Count	Percent
Very Positive	32	22.5%
Positive	55	38.7%
Neutral	37	26.1%
Negative	14	9.9%
Very Negative	4	2.8%
Grand Total	142	100.0%

87/142 respondents (61.2%) reacted positively, while 124/142 (87.3%) reacted either neutrally or positively.

What is your first reaction to the model?



Below is a list of features of the proposed model of the college. How important is each feature to you?

Feature	Score
9. Continued ability to craft your own degree program	2.61
3. Enhanced Advising and Student Support	2.26
8. Revised transcript that shows potential employers and grad schools what you can do	2.22
6. Greater availability of experiential learning such as internships or field experiences	2.21
7. Equity and Inclusion as central values	2.12
2. Certificates and credentials that show student achievement and competencies	1.95
5. Paths of Study that emphasize transparency, predictability and rigor	1.76
10. Emphasis on "place-connected, place-committed" learning	1.66
4. Mix of on-campus hybrid (mostly remote, but some face-to-face instruction on campus), and low-residency or distance learning options for programs and classes	1.52
1. Senior Capstone Project	1.38
11. "Evergreen State University"	1.32

Students prefer the basis and ideals that Evergreen is known for being improved upon and for their degrees to be "worth" more in the eyes of those outside more than labels. These scores are on a scale of 3 to -1, with 3 being "Very Important" and -1 being "Not at all Important", with all other options falling in the middle.

4. Here are some areas of the curriculum we may add or expand as part of this initiative. Which of the following areas would you be interested in studying?

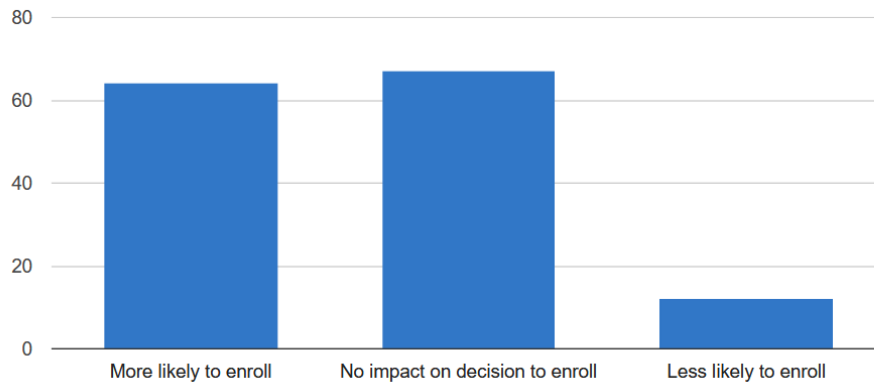
Focus	Score
1. Climate Justice and Sustainability	1.65
2. Art/Design/Media/Design/Technology/Computer Science	1.57
4. Living Lands study of our regional ecosystem	1.45
5. Enhanced number of business/entrepreneurship/nonprofit management programs and classes	1.37
3. Enhanced number of psychology/social work programs and classes	1.34
6. Transformative Justice: Legal Studies and Prison Education	1.28
7. Enhanced gender, sexuality and LGBTQ studies	0.94

Since these areas of study are also on a scale of 3 to -1, it seems that students had a much less positive reaction to the idea of new areas of study. This could be attributed to the fact that current students would likely not be here if they did not have interest in any of the current areas of study, so new areas are less likely to appeal to current students than to new students. With the open-ended portion of the question, the most common trend mentioned was some type of natural science.

Based on the description of the new model, how would it change your plans to enroll at the college in the future, assuming tuition is about the same as at present?

131/143 people were either more likely (n=64) or unaffected (n=67) on enrolling to the college if the new model was implemented.

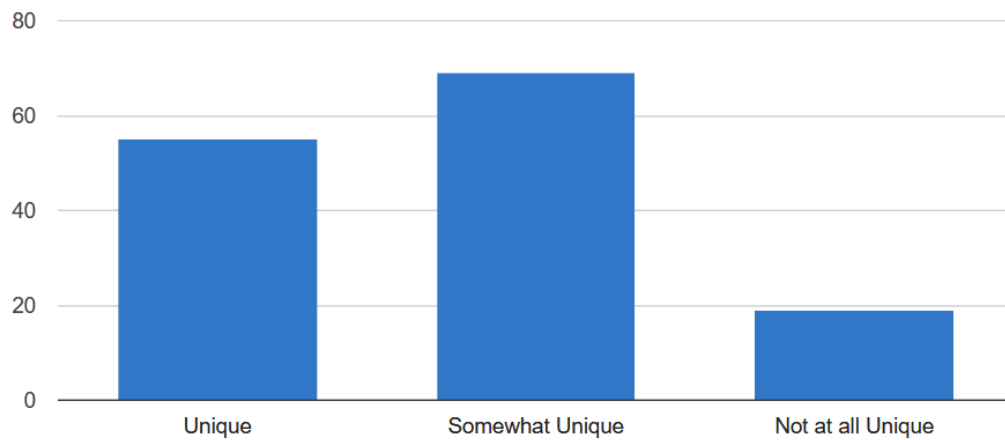
1. Based on the description of the new model, how would it change your plans to enroll at the college in the future, assuming tuition does not significantly change?



How unique is the proposed model?

124/143 students thought the model was unique (n=55) or somewhat unique (n=69).

2. How unique is the proposed model, in your opinion?



If the college implemented this new model, how likely is it you would recommend the college to a friend?

Likelihood of Recommendation	Count	Percent
Very Likely	61	42.66%
Likely	36	25.17%
Neither likely nor unlikely	34	23.78%
Unlikely	4	2.80%
Very Unlikely	8	5.59%

97/143 (67.8%) students were likely or very likely to recommend the college based on the new model.

Appendix: Survey Questions

New Directions for Evergreen Student Survey final 5 13 20

The New Directions for Evergreen initiative is identifying new curriculum and curricular strategies that will increase the college's enrollment and improve the student experience. This brief survey is an opportunity for you to provide us with feedback about an initial model developed by the New Directions team. Your responses will be anonymous. The team will use the data we collect to refine the model. Thanks for participating!

1. What is your first reaction to the model?

Scale: Very Positive Positive Neutral Somewhat Negative Very Negative

2. Why did you give that rating in question 1? _____

3. Below is a list of features of the proposed model of the college. How important is each feature to you?

Scale: Not at all important Somewhat important Neutral Important Very important

Senior Capstone Project

Certificates and
 Credentials that show
 student achievement
 and competencies

Enhanced Advising and
 Student Support

Mix of on-campus hybrid,
and low-residency or
distance learning options
for programs and classes

Paths of Study that
emphasize transparency,
predictability and rigor

Greater availability of
experiential learning
such as internships

Equity and Inclusion as
central values

Revised transcript that
shows potential
employers and grad
schools what you can do
Continued ability to craft
your own degree program

Emphasis on "place-connected,
Place-committed" learning

Evergreen State University

4. Here are some areas of the curriculum we may add or expand as part of this initiative. Which of the following areas would you be interested in studying?

Scale: Very interested Somewhat interested Neutral Not very interested Not at all interested

- Climate Justice and Sustainability
- Art/Design/Media/Design/Technology/Computer Science
- Enhanced number of psychology/social work programs and classes
- "Living Lands" study of our regional ecosystem
- Enhanced number of business/entrepreneurship/nonprofit management programs and classes
- Transformative Justice: Legal Studies and Prison Education

5. What area or topic not on the list above would you be interested in studying? _____

6. Based on the description of the new model, how would it change your plans to enroll at the college in the future, assuming tuition is about the same as at present? Please check one.

- More likely to enroll in the future
- No impact on my decision to enroll in the future

- Less likely to enroll in the future

7. How unique is the proposed model?

Scale: Not at all unique Somewhat unique Neutral Very unique Extremely unique

8. If the college implemented this new model, how likely is it you would recommend the college to a friend?

Scale: Very likely Likely Neither likely nor unlikely Unlikely Very unlikely

Thanks for completing this survey! We will use the results to refine and improve our model. For more information on the New Directions project, go to <https://sites.evergreen.edu/bigbets/> , or contact us at <https://sites.evergreen.edu/bigbets/contact/>.